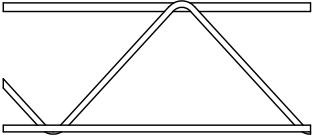

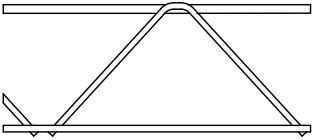
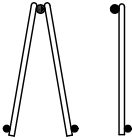
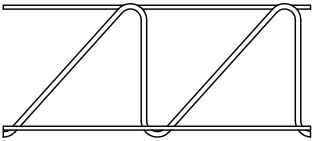

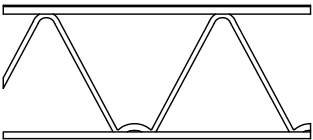
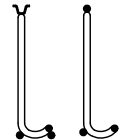
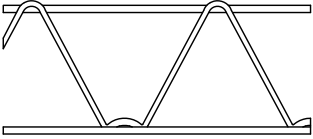
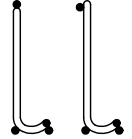
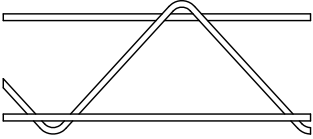
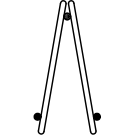
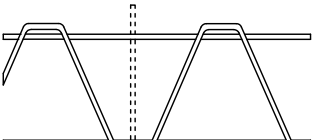
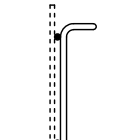
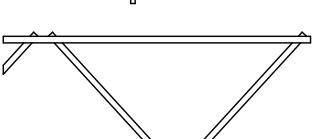
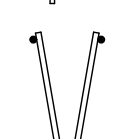

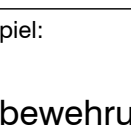


## FILIGRAN®-Gitterträger

		<b>E / EH</b>	Trägerhöhe Untergurt - Ø Diagonalen - Ø Diagonalenabstand Obergurt - Ø	60 - 400 mm 5 - 14 mm 5 - 9 mm 200 mm / variabel 8 - 16 mm
		<b>D / DH</b>	Trägerhöhe Untergurt - Ø Diagonalen - Ø Diagonalenabstand Obergurt - Ø	60 - 200 mm 5 - 14 mm 5 - 7 mm 200 mm / variabel 8 - 16 mm
		<b>EQ</b>	Trägerhöhe Untergurt - Ø Diagonalen - Ø Diagonalenabstand Obergurt - Ø	80 - 300 mm 5 mm 7 mm 200 mm 5 mm
		<b>S / SE</b>	Trägerhöhe Untergurt - Ø Diagonalen - Ø Diagonalenabstand Obergurt	120 - 400 mm 6 - 16 mm 7 - 10 mm 250 mm 40 x 2 mm / Ø 8 - 10 mm
		<b>SE2A / SE2B</b>	Trägerhöhe Untergurt - Ø Diagonalen - Ø Diagonalenabstand Obergurt - Ø	120 - 410 / 400 mm 5 - 12 mm 5 - 9 mm 250 oder 300 mm 5 - 12 mm
		<b>EW</b>	Trägerhöhe Untergurt - Ø Diagonalen - Ø Diagonalenabstand Obergurt - Ø	130 - 320 mm 5 - 12 mm 5 - 7 mm 200 mm 5 - 10 mm
		<b>SWE</b>	Trägerhöhe Untergurt - Ø Diagonalen - Ø Diagonalenabstand Obergurt - Ø	120 - 390 mm 5 - 12 mm 5 - 9 mm 300 mm 5 - 12 mm
		<b>SWA mit Abstandhalter</b>		
		<b>DSP</b>	Trägerhöhe Untergurt - Ø Diagonalen - Ø Diagonalenabstand Obergurt - Ø	60 - 200 mm 8 - 16 mm 5 - 7 mm 250 mm / variabel 5 - 14 mm

Bezeichnungssystem und - beispiel:

Typ E Höhe [cm] - Untergurt [mm] Diagonale [mm] Obergurt [mm]  
E 15 - 06 7 16

## FILIGRAN®-Durchstanzbewehrung

		<b>FDB</b>	Höhe Untergurt - Ø Diagonalen - Ø Diagonalenabstand Obergurt - Ø	130 - 300 mm 10 mm 9 mm 200 mm 10 mm
---	---	------------	--	--

Bezeichnungssystem und - beispiel:

Typ FDB Höhe [cm] / Schlaufenüberstand oben [cm] - Elementlänge [cm]  
FDB 16 / 4 - 60

09/2020